


1. The instructor was prepared for course sessions



Statistics	Value
Response Count	359
Mean	


7. The instructor demonstrated respect for students and their ideas

1. The course structure, goals and requirements were clear



IV Additional Statments:

The Distance Education Onlinehelp Desk support provided (if required) was



Statistics	Value
Response Count	42
Mean	3.64
Median	4.00
Standard Deviation	0.76

The INFOLINE library service support provided (if required) was




Statistics	Value
Response Count	39
Mean	3.56
Median	3.00
Standard Deviation	0.72

The Distance Education Onlinehelp Desk support provided (if required) was




Statistics	Value
Response Count	18
Mean	4.06
Median	4.00
Standard Deviation	0.80

The relevance of the required textbook and/or coursepack of readings was



Statistics	Value
Response Count	28
Mean	4.39
Median	5.00
Standard Deviation	0.74

The Distance Education Onlinehelp Desk support provided (if required) was




Statistics	Value
Response Count	8
Mean	3.63
Median	3.50
Mode	3
Standard Deviation	0.74
Population Standard Deviation	0.70
Standard Error (base on SD)	0.26
Standard Error (base on PSD)	0.25

The INFOLINE library service support provided (if required) was



Statistics	Value
Response Count	8
Mean	3.50
Median	3.00
Standard Deviation	0.76

Please rate your progress in your ability to understand spoken French as a result of this course



Statistics	Value
Response Count	9
Mean	3.89
Median	4.00
Standard Deviation	0.78

Please rate your progress in your ability to speak French as a result of this course



Statistics	Value
Response Count	9
Mean	3.78
Median	4.00
Mode	4
Standard Deviation	0.97
Population Standard Deviation	0.92
Standard Error (base on SD)	0.32
Standard Error (base on PSD)	0.31

Please rate your progress in your ability to read French as a result of this course



Statistics	Value
Response Count	9
Mean	4.22
Median	4.00
Standard Deviation	0.83

Please rate your progress in your ability to write in French as a result of this course





Statistics	Value
Response Count	9
Mean	4.00
Median	4.00
Standard Deviation	0.71

The Distance Education Onlinehelp Desk support provided (if required) was




Statistics	Value
Response Count	23
Mean	4.00
Median	4.00
Standard Deviation	0.67






Statistics	Value
Response Count	20




Statistics	Value
Response Count	35
Mean	4.00
Median	4.00
Standard Deviation	0.77

The SRE technical support from Population Data BC was



Statistics	Value
Response Count	13
Mean	3.92
Median	4.00
Standard Deviation	0.49

The allotted time for each module and the respective number of activities and assignments was




Statistics	Value
Response Count	15
Mean	3.60
Median	4.00
Standard Deviation	0.63

The support provided by the PHDA team (i.e. communicating program information, answering questions, problem solving) was



Statistics	Value
Response Count	14
Mean	4.21
Median	4.00
Standard Deviation	0.58

How well were your current or previous work experiences (including co-op experiences, if applicable) integrated into the classroom experience?



Statistics	Value
Response Count	45
Mean	3.76
Median	4.00
Standard Deviation	0.77

My Instructor gave time in class to complete this survey.

Options	Count	Percentage
Yes	34	10%
No	87	25%
Does not apply (online course, field course, etc.)	232	66%