

1. The instructor was prepared for course sessions



Statistics	Value
Response Count	877
Mean	4.37
Median	5.00
Standard Deviation	0.87


2. The instructor's explanations of concepts were clear



Statistics	Value
Response Count	878
Mean	4.07
Median	4.00
Standard Deviation	1.08


IV Additional Statments:

The classes began on time.



Statistics	Value
Response Count	262
Mean	4.69
Median	5.00
Standard Deviation	0.63

The course content prepared you for the assignments and/or exam.



Statistics	Value
Response Count	265
Mean	4.39
Median	5.00
Standard Deviation	0.76

The instructor made good use of the course pack and/or text.



Statistics	Value
Response Count	264
Mean	4.40
Median	5.00
Standard Deviation	0.84

The practica course provided opportunities to demonstrate what I had learned (For practice courses only).



Statistics	Value
Response Count	162
Mean	4.36
Median	5.00
Standard Deviation	0.92

Overall, I would rate my experience in the Program so far as:



Statistics	Value
Response Count	61
Mean	3.75
Median	4.00
Standard Deviation	0.99

I would rate the ease of use of online resources (e.g., the Moodle site, discussion forums, etc.) as:




Statistics	Value
Response Count	61
Mean	3.77
Median	4.00
Standard Deviation	0.96

I rate the navigability of the online course materials as



Statistics	Value
Response Count	75
Mean	3.72
Median	4.00
Standard Deviation	0.88

The online technologies (discussion boards, websites, software, etc.) enhanced my understanding of the course content as



Statistics	Value
Response Count	76
Mean	3.61
Median	4.00
Standard Deviation	0.88

Overall, would rate the effectiveness of the orientation module to prepare me for the first term as



Statistics	Value
Response Count	76
Mean	3.61
Median	4.00
Standard Deviation	0.85

Overall, I would rate my experience in the MACD program so far as



Statistics	Value
Response Count	76
Mean	3.93
Median	4.00
Standard Deviation	0.82

Overall, I would rate my experience in the Co-op program so far as:



Statistics	Value
Response Count	20
Mean	3.90
Median	4.00
Standard Deviation	1.07

Overall, I would rate my experience in the MPA/MADR/ Diploma/Certificate/ Minor so far as:



Statistics	Value
Response Count	20
Mean	3.55
Median	4.00
Standard Deviation	1.32

My Instructor gave time in class to complete this survey.

Options	Count	Percentage
Yes	94	11%
No	69	8%
Does not apply (online course, field course, etc.)	706	81%