


## HOW TO NAVIGATE LEARNING CENTRAL

This document describes how to navigate through Learning Central.

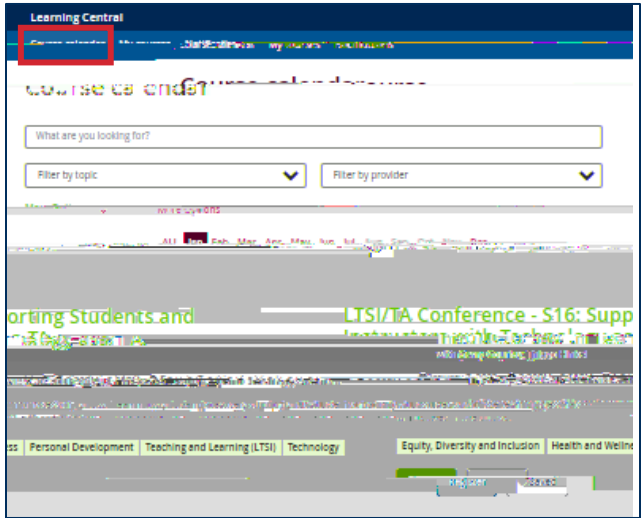

### I. HOW TO NAVIGATE THROUGH THE PAGES OF LEARNING CENTRAL

1. There are three main pages in Learning Central. They are:

1. Course Calendar
2. My Courses
3. Notifications



2. To navigate through these pages, hover your mouse on the desired page and click it. Please note that "Course Calendar" is the main landing page.

#	Instructions	Screenshot
1	<p><b>Course Calendar</b> – This is the <b>main landing page</b>. It contains the list of courses available at Learning Central.</p> <p>1.1. To navigate on this page, use the <b>'search function'</b> to find your desired course.</p> <p><i>(Please see <a href="#">LCHowto_Search</a> to learn how to use the search function)</i></p> <p>1.3. To save a course, click the <b>'saved'</b> button just beside the <b>'register'</b> button</p>	 

- 2 **My Courses** – This page shows the list of courses you have **'registered'**, **'saved'** and **'completed'**

To navigate on this page, just go to the list of courses that you want to edit or change

*(Please see [LCHowto\\_ManageMyCourses](#) to learn about*

